

# Duro AR-C, Short Taper Mount



## APPLICATION

Premium power chuck with through-hole for the machining of bar, pipes and discs. Maximum speeds and flexible use thanks to quick jaw change system with individual jaw unlocking.

## TYPE

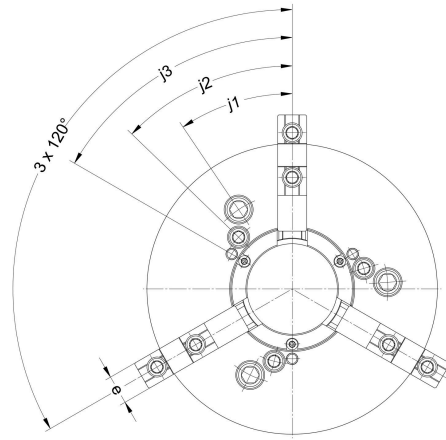
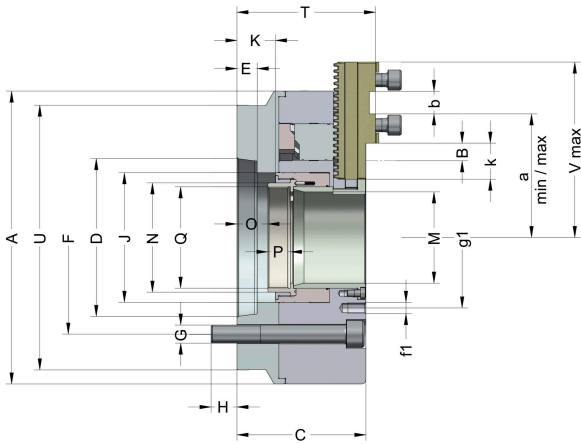
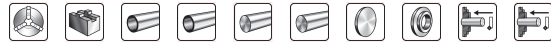
3-jaw power chucks with short taper mount DIN ISO 702-1

## CUSTOMER BENEFITS

- ⊕ Quick jaw change in 50 seconds
- ⊕ 3-year warranty (pursuant to DURO-A RC warranty)
- ⊕ Excellent price/performance ratio
- ⊕ Overall height reduced by up to 14% and up to 17% weight reduction
- ⊕ High clamping accuracy and clamping force through very stable construction

## TECHNICAL FEATURES

- High speeds and optimum centrifugal force behaviour due to low jaw weight and key bar design
- Large through-hole for hollow and partly-hollow clamping
- Base jaws with straight teeth
- **Scope of delivery:** Chuck, chuck and jaw mounting screws, base jaws, safety wrench, mounting wrench
- **A RC = Automatic, Rapid Change**



C 15 3-jaw power chucks DURO-A RC, with quick jaw change system, with individual jaw unlocking, with straight teeth, short taper mount DIN ISO 702-1

Item no.	185027	185028	185030	185031	185034	185035	185038	185039	185042	185043
Size	180	180	215	2115	260	260	315	315	400	400
A mm	180	180	215	215	260	260	315	315	400	400
Stroke per jaw B mm	6.8	6.8	7	7	8	8	8	8	9.3	9.3
C mm	111.7	112.7	124.3	126.3	141	143	153.7	155.7	159.7	160.7
D mm	KK5	KK6	KK6	KK8	KK6	KK8	KK8	KK11	KK11	KK15
E mm	15	16	16	18	16	18	18	20	20	21
F mm	104.8	133.4	133.4	171.4	133.4	171.4	171.4	235	235	330.2
G mm	M10	M12	M12	M16	M12	M16	M16	M20	M20	M24
H mm	18.8	20.3	19.5	21.7	19	23	23.8	30.8	29.3	35.3
J mm	78	78	93	93	115	115	140	140	175	175
Piston stroke K mm	23	23	27	27	32	32	32	32	34	34
M mm	53	53	66	66	81	81	104	104	128	128

## Duro AR-C, Short Taper Mount

Item no.	185027	185028	185030	185031	185034	185035	185038	185039	185042	185043
N mm	64,9	64,9	80,9	80,9	96,9	96,9	119,9	119,9	149,9	149,9
O min.	0	0	0	0	0	0	0	0	0	0
O max.	23	23	27	27	32	32	32	32	34	34
P mm	19	19	19	19	20	20	25	25	25	25
Q mm	M60 x 1,5	M60 x 1,5	M75 x 1,5	M75 x 1,5	M90 x 1,5	M90 x 1,5	M110 x 2	M110 x 2	M138 x 2	M138 x 2
T mm	118,1	119,1	129,2	13,2	149,5	151,5	162	164	168	169
V max. mm	210,5	210,5	266,8	266,8	330,3	330,3	386,2	386,2	453	453
Index adjustment	6 (x4,7=28,2)	6 (x4,712=28,3)	7 (x4,71=32,9)	7 (x4,71=32,9)	7 (x5,5=38,5)	7 (x5,5=38,5)	9 (x5,5=49,5)	9 (x5,5=49,5)	10 (x5,5=55,0)	10 (x5,5=55,0)
b mm	18	18	20	20	20	20	20	20	26	26
e mm	20	20	22	22	26	26	32	32	32	32
f1	M8/14	M8/14	M8/14	M8/14	M10/16	M10/16	M10/16	M10/16	M10/16	M10/16
g1 mm	96	96	108	108	125	125	156	156		
j3	60°	60°	60°	60°	60°	60°	60°	60°	60°	60°
j1	29°	29°	29°	21°	34°	34°	30°	20°	29°	20°
j2	36°	36°	21°	29°	14°	14°	20°	29°	20°	29°
k mm	9	9	19	19	32	32	43	43	39	39
Maximum actuating force kN	32	32	47	47	63	63	90	90	120	120
Max. total clamping force kN	64	64	100	100	135	135	180	180	240	240
Max. RPM min <sup>-1</sup>	6300	6300	6000	6000	4700	4700	4000	4000	3500	3500
Moment of inertia J kgm <sup>2</sup>	0,071	0,083	0,17	0,19	0,38	0,37	0,94	0,96	2,65	2,66
Weight without jaws approx. kg	15,9	17,6	25,9	27,7	41	40,5	69,5	67,8	118,4	116,5